



Clinical Cases in Ophthalmology II

SATURDAY 2 OCTOBER 2021

THESSALONIKI CONCERT HALL

MAURICE SALTIEL HALL

GREECE



FINAL PROGRAM



Επισκεφθείτε εδώ

τον διαδικτυακό χώρο
της Novartis Hellas
**αποκλειστικά
για Επαγγελματίες Υγείας**


 **NOVARTIS**

GR2109021711



CONTENTS

<u>WELCOME MESSAGE</u>	<u>4</u>
<u>SCIENTIFIC PROGRAM</u>	<u>5</u>
<u>ACNOWLEDGEMENTS</u>	<u>8</u>
<u>GENERAL INFORMATION</u>	<u>9</u>



WELCOME MESSAGE

Dear Colleagues,

You are invited to «**Clinical Cases in Ophthalmology II**» on October 02, 2021, in Thessaloniki. This is an innovative meeting which is designed to deliver highly educative and cutting - edge talks, superior video presentations and a spirit of collegiality, so as to engage faculty and delegates with each other through interactive sessions and lectures.

The course also aims to give the opportunity to all participants to gain knowledge in depth and develop new skills in special fields of modern ophthalmology.

We hope to see you there!


With best regards,

On behalf of the organizing committee

Paris Tranos PhD, FRCS, ICophth

Consultant in Vitreoretinal Surgery & Uveitis





Clinical Cases in Ophthalmology II

Saturday 2.10.21

SCIENTIFIC PROGRAM

08:30-09:00 Registration - Introduction

09:00-10:30 Anterior Segment

Moderator: **D. Sakellaris**

Searching the limits of refractive surgery: the do's and don'ts
D. Sakellaris, Z. Zachariadis

Phaco surgery: when to expect the unexpected
M. Balidis

Customized treatments in keratoconus: the way to go
G. Sidiropoulos, D. Sakellaris

A survival guide in corneal ulcers: case-based approach
P. Burle de Politis

Diagnostic approach in Dry Eye Disease
D. Sakellaris

Discussion

10:30-10:45 COFFEE BREAK


10:45-11:30 COURSE: Anterior Segment Imaging: Combining technologies

Corneal tomography: when OCT meets topography
Z. Zachariadis

Corneal wavefront: when wavefront meets topography
D. Sakellaris

Modern IOL calculation: when biometry meets topography
M. Balidis

11:30-11:45 COFFEE BREAK



Clinical Cases in Ophthalmology II

Saturday 2.10.21

11:45-13:15 Posterior Segment

Moderator: **P. Tranos**

Degenerative retinal diseases: Survival guide when all look the same
S. Asteriadis

Update on vascular retinal disease: Application in clinical practice
A. Vakalis

Key points in inflammatory disease: What you must not miss
P. Tranos

Current treatments of untreatable diseases
S. Koukoulas

Management of suspicious choroidal lesions
E. Pavlidou

Discussion

13:15-13:30 COFFEE BREAK

13:30-13.45 Keynote Lecture

L. DaCruz

13:45-14:15 Macular surgery - Video presentations


S. Asteriades, P. Tranos, A. Vakalis



THESSALONIKI **GREECE**
CONCERT HALL

MAURICE SALTIEL HALL


ophthalmica

 Under the Auspices of the
Ophthalmological Society
of Northern Greece

Saturday 2.10.21

14:15-15:00 **COURSE: Modern posterior segment imaging. Pearls and pitfalls**

- Optical coherence tomography
 - Optical coherence tomography-angiography
 - Fundus autofluorescence
- L. DaCruz**

15:00 -16:15 **LUNCH BREAK**

16:15-17:45 **Oculoplastics-Pediatric ophthalmology**

Moderator: **E. Lokovitis**

Lid lesions: expectations and surprises

E. Lokovitis, T. McMullan

Complex Orbital and lacrimal problems: How to deal with them:

E. Lokovitis

Diagnostic challenges in pediatric Neuroophthalmology

L. Lamprogiannis

Discussion

17:45-18:00 **COFFEE BREAK**

18:00 -18:45 **COURSE: How to evaluate upper lid ptosis: Pearls and pitfalls**

T. McMullan

18:45 **Closing remarks**

ACKNOWLEDGMENTS

The Organizing Committee of Clinical Cases in Ophthalmology II expresses its gratitude to the below Companies that generously contributed to its materialization



GENERAL INFORMATION

VENUE

The Course is held in Thessaloniki, Greece, at Thessaloniki Concert Hall.

Thessaloniki Concert Hall
25 Martiou Street & Paralia
54646 Thessaloniki



DATE

2 October 2021

LANGUAGE

The official language of the Course is English. No translation will be available.

TRADE EXHIBITION

An exhibition of scientific products, pharmaceuticals, instruments, equipment and relevant materials will be organized at the Meeting Venue.

CME CREDITS

The Course has been granted with **7 CME Credits** by the Hellenic Medical Association.

SCIENTIFIC PRESENTATIONS AND PC RECEPTION

The Meeting Hall, has full audio-visual equipment. A PC reception desk will be located nearby the Meeting Hall. All presentations should be clearly labeled with the author's name and session's name. All speakers are kindly requested to check in and deliver their presentations (in a USB stick) at least 1 hour prior the session they participate.

REGISTRATION FEES

The participation is free of charge.

SECRETARIAT AND TRAVEL AGENCY



17, Asklipiou Str., 106 80 Athens, Greece
Tel.: +30 210 3634 944
Fax: +30 210 3631690
E-mail: info@era.gr
Web site: www.era.gr

REVO FC

OCT | Fundus Camera



& Real Time Eye Tracking!



System Vision®

Αποκλειστική εξουσιοδοτημένη αντιπροσωπεία σε Ελλάδα και Κύπρο

www.systemvision.gr | +30 210 4227460



We believe each of us should have the knowledge of all of us

Join AlconExperienceAcademy.com and get full access to the collective intelligence of the best and brightest in ophthalmology.

Alcon



Terms and conditions as specified in AlconExperienceAcademy.com shall apply.
All trademarks are owned by Alcon.

Scan to visit
our website




© 2021 Alcon Inc. 03/21 GR-SG-2100001



ΕΠΙΛΕΞΤΕ ΘΕΡΑΠΕΙΑ ΜΕ ΠΡΟΟΠΤΙΚΗ

Άμεσα, σημαντικά οπτικά οφέλη, με διάρκεια στα 2 έτη, με το δοσολογικό σχήμα
"Θεραπεία & Επέκταση"¹



1:ALTAIR (Ohji, M., et al., Adv Ther (2020) 37:1173 - 1187)

Βοηθήστε να γίνουν τα φάρμακα πιο ασφαλή και
Αναφέρετε
ΟΛΕΣ τις ανεπιθύμητες ενέργειες για
ΟΛΑ τα φάρμακα
Συμπληρώνοντας την «ΚΙΤΡΙΝΗ ΚΑΡΤΑ»

Πριν τη συνταγογράφηση συμβουλευτείτε την Περίληψη Χαρακτηριστικών του Προϊόντος.
https://www.ema.europa.eu/en/documents/product-information/eylea-epar-product-information_el.pdf
Για περισσότερες πληροφορίες απευθυνθείτε στην εταιρεία Bayer Hellas.

Με περιορισμένη ιατρική συνταγή: Μόνο για νοσοκομειακή χρήση από γιατρό με κατάλληλη ειδικευση και εμπειρία

Κάτοχος της άδειας κυκλοφορίας:
Bayer AG, 51368 Leverkusen, Γερμανία Τοπικός αντιπρόσωπος του κατόχου
αδείας κυκλοφορίας στην Ελλάδα:
Bayer Ελλάς ΑΒΕΕ, Σωρού 18-20, 151 25 Μαρούσι Τηλ.: + 30 210 6187500
Τοπικός αντιπρόσωπος του κατόχου αδείας κυκλοφορίας στην Κύπρο:
Novagem Ltd, Τηλ: 00357 22483858
Τμήμα Ιατρικής Πληροφόρησης
Τηλ: +30 210 6187742, Fax: +30 210 6187522
Email: medinfo.gr.cy@bayer.com
PP-EYL-GR-0076-1
03 2021

 **EYLEA®**
(afilbercept solution for injection)