

BREAK FREE FROM GLASSES AND CONTACTS!



An aerial photograph taken from the opening of a cave or cliff, looking out over a coastal town and the ocean. The town is densely packed with buildings, and the ocean is a vibrant blue with white surf breaking near the shore. The sky is clear and blue.

The visual freedom you deserve

Ditch foggy glasses and dry contacts.

The EVO Visian ICL lens ("EVO") allows you to unlock visual freedom and a life rich with new experiences.

EVO can help you **see the world the way it's meant to be seen**—with sharp, clear vision.¹



A proven history of success

Over the past

20 YEARS

EVO lenses have been implanted in

**OVER
1,000,000 EYES
WORLDWIDE**

**99.4%
OF PATIENTS**

say they would have the procedure again.²

Benefits of EVO

EXCEPTIONAL VISION DAY AND NIGHT



Experience what life has to offer every single minute of the day **without compromising your night vision.**^{1,3}

Day or night, **leave your glasses at home**—you can rely on EVO.^{1,3}



.....| **IN HARMONY WITH YOUR NATURAL EYE**



Similar to adding a lens to a camera, EVO is additive and works together with the natural parts of your eye to improve your vision.

.....| **NO DRY EYE SYNDROME**



Clinically proven to not cause or worsen dry eye syndrome.⁴

.....| **YOUR FUTURE'S BRIGHT, AND PROTECTED**



EVO is made of Collamer®, a material shown to be safe in the eye. Collamer provides UV protection and contains collagen, a naturally occurring protein in the body.

Created for your well-being

MADE WITH COLLAMER — A SAFE, BIOCOMPATIBLE AND PREMIUM MATERIAL

Collamer is made with collagen, **a protein which naturally occurs in your body**, and is biocompatible, which means it won't cause a reaction with your eye. Shown to be safe and effective, and produced with the highest quality materials, Collamer is used exclusively by STAAR Surgical in EVO.

SOFT AND FLEXIBLE

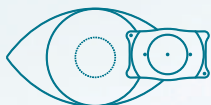


EVO is easy to implant because of the **soft and flexible structure**. You won't even know it's there, apart from the fact that you have great vision.



Keep your peace of mind

.....| A REMOVABLE OPTION THAT GIVES YOU FLEXIBILITY FOR THE FUTURE



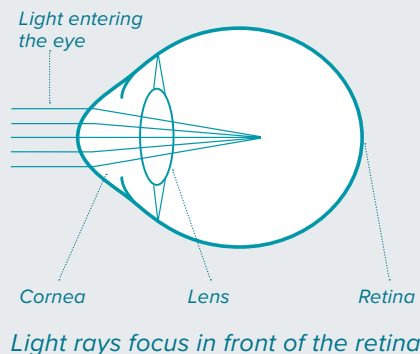
While EVO is designed to permanently correct your vision, **the lens can be removed** by a doctor in the event of a major prescription change or to keep pace with advancing technology and your future vision needs.



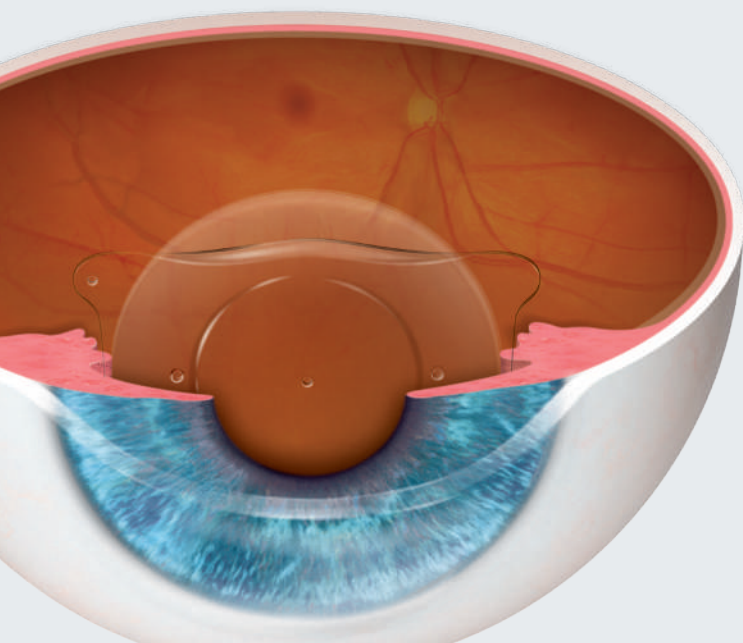
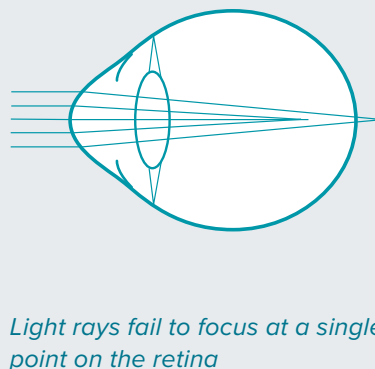
How EVO works

EVO functions in a similar way to glasses and contact lenses to correct myopia and myopia with astigmatism. **EVO is placed behind the iris (the colored part of the eye) and right in front of the natural lens**, helping you to achieve sharp, clear vision.¹

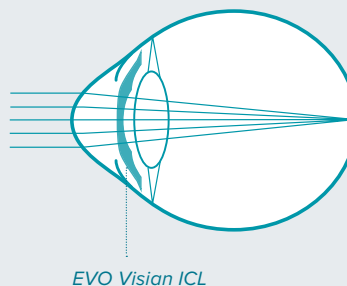
NEARSIGHTEDNESS (MYOPIA)



ASTIGMATISM



AFTER TREATMENT



EVO focuses light onto the retina creating clear vision

Quick and Safe Procedure

The EVO procedure is as quick or faster than watching an episode of your favorite binge-worthy series and has a short recovery time.

Getting ready for visual freedom!

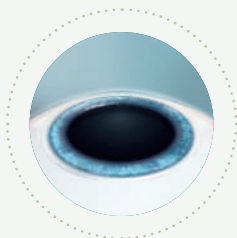
Before the day of your EVO procedure, your doctor will perform a series of standard tests to measure your eye's unique characteristics.

Time for your EVO lens!

When you arrive for your procedure, your doctor will administer eye drops to dilate and numb your eye.

THE PROCEDURE FOLLOWS THREE EASY STEPS:

1



Your doctor will create a small opening at the edge of your cornea to insert **EVO**.

2



EVO is folded and inserted through this small opening.

3



Once the lens is inserted, your doctor will make any necessary adjustments to ensure proper positioning in the eye.

EVO is not visible to you or others.

The procedure is complete!

Many patients notice improved vision nearly immediately.

After-care: Consult with your doctor for further information on the recovery process.

Life with ICL

Evolution in Visual Freedom

“

Being an athlete and having vision issues is a huge inconvenience. **I couldn't be happier with my vision**, now all I have to focus on is Jiu-Jitsu, empowering women, and being a mommy.”



Eve Torres Gracie
*Jiu-Jitsu Instructor, former
WWE Diva champion,
and actress*

“

Thinking about life with glasses... my life had a bunch of tiny little hurdles. **Now I have Visian ICL** and I don't have to think twice about any of those things. I can grab my camera and my notebook and run out to **live my life unhindered.**”



Andrew Oxenham
*Professional
photographer*

“

I still **can't believe that such a miracle happened to my eyes.** It's awesome. I can see this joy in my eyes that are radiating now because I'm so happy.”



Klaudia Giez
Professional model

“

The implantable lens **is natural and biocompatible** with my body.”



Sara Tso
Owner and baker of Matchbox Kitchen

“

I wanted a **procedure that was safe for me and one that provided a good quality of vision.** EVO ICL gave me this option.”




Adilson Pio, MD
Ophthalmologist



IMAGINE YOUR LIFE WITH VISUAL FREEDOM

DISCOVER MORE ABOUT EVO TODAY!



IMPORTANT SAFETY INFORMATION

The EVO Visian ICL lens is intended to correct/reduce nearsightedness between -3.0 up to -20.0 D and treat astigmatism from 1.0 D to 4.0 D. If you have nearsightedness within these ranges, EVO Visian ICL surgery may improve your distance vision without eyeglasses or contact lenses. Because the EVO Visian ICL corrects for distance vision, it does not eliminate the need for reading glasses, you may require them at some point, even if you have never worn them before. Since implantation of the EVO Visian ICL is a surgical procedure, before considering EVO Visian ICL surgery you should have a complete eye examination and talk with your eye care professional about EVO Visian ICL surgery, especially the potential benefits, risks, and complications. You should discuss the time needed for healing after surgery. Complications, although rare, may include need for additional surgical procedures, inflammation, loss of cells from the back surface of the cornea, increase in eye pressure, and cataracts. You should NOT have EVO Visian ICL surgery if your doctor determines that 1) the shape of your eye is not appropriate, 2) you do not meet the minimum endothelial cell density for your age at the time of implantation, 3) you have moderate to severe glaucoma, 4) your vision is not stable; or 5) if you are pregnant or nursing.

For additional information with potential benefits, risks and complications please visit DiscoverICL.com

REFERENCES

1. Martínez-Plazs E, López-Miguel A, López-De La Rosa A, et al. Effect of the EVO+ Visian Phakic Implantable Collamer Lens on Visual Performance and Quality of Vision and Life, *Am J Ophthalmol* 2021;226: 117–125. **2.** Packer M. The Implantable Collamer Lens with a central port: review of the literature. *Clinical ophthalmology* (Auckland, NZ), 2018;12:2427-38. **3.** Parkhurst GD. A prospective comparison of phakic collamer lenses and wavefront-optimized laser-assisted in situ keratomileusis for correction of myopia. *Clin Ophthalmol*. 2016 Jun 29;10:1209-15. **4.** Naves, J. Carracedo, G. Cacho-Babillo, I. Diadenosine Nucleotid Measurements as Dry-Eye Score in Patients After LASIK and ICL Surgery. Presented at American Society of Cataract and Refractive Surgery (ASCRS) 2012.

staar.com

© 2022 STAAR® Surgical Company

For more information, visit: **discovericl.com**

MKT-0437 Rev. 1

STAAR® Surgical Company
25651 Atlantic Ocean Drive
Lake Forest, CA 92630
(800) 352-7842